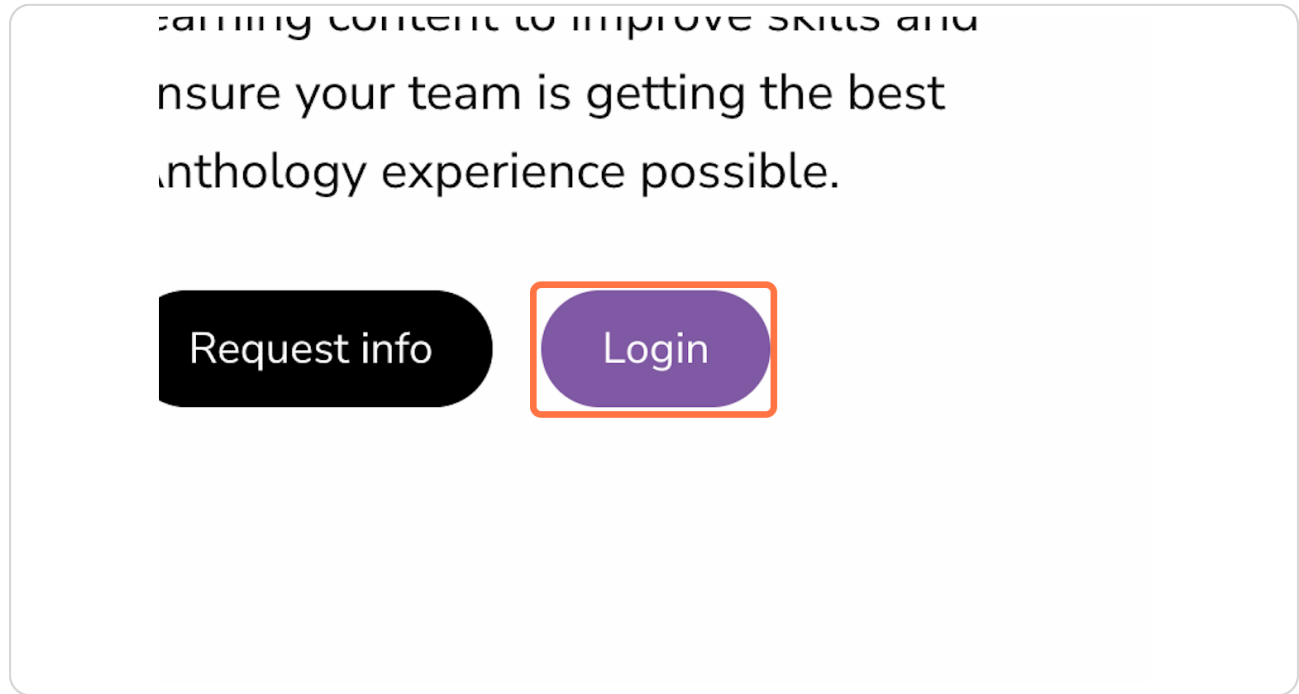


STEP 1

[Go to www.anthology.com/academy](http://www.anthology.com/academy)


STEP 2

Click on Login



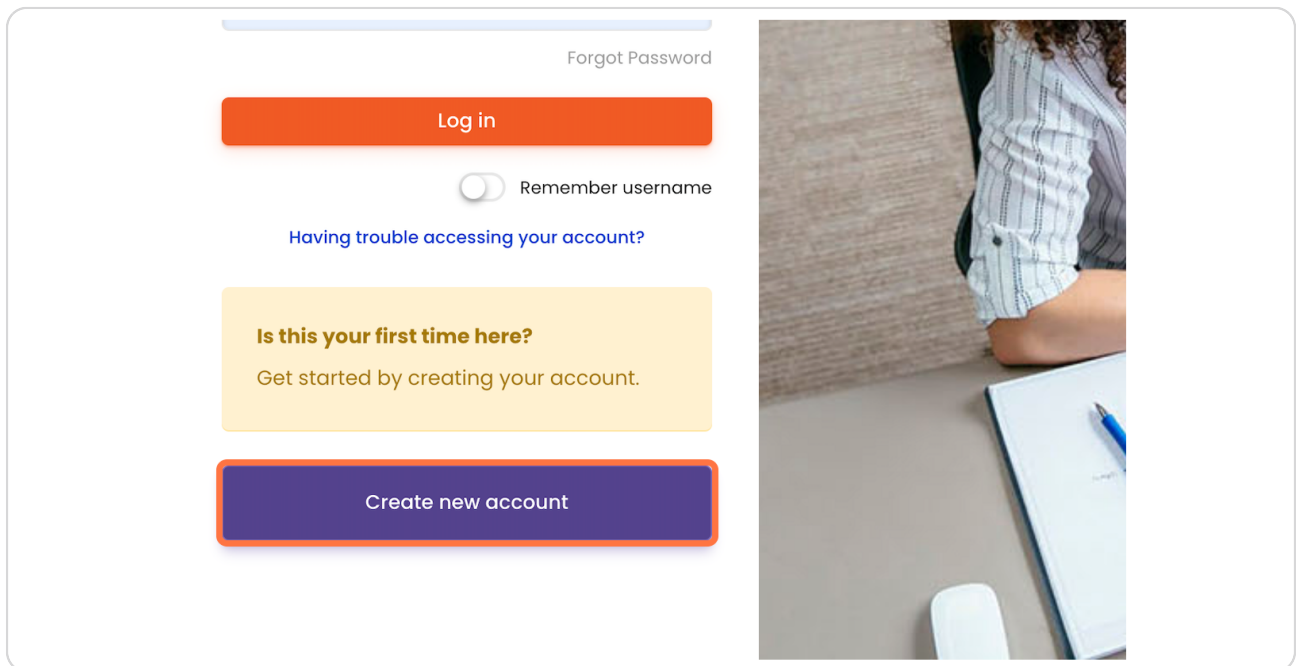
STEP 3

Click on Customer Login




STEP 4

Click on Create new account



STEP 5


Type in your details

First Name	<input type="text"/>	
Last Name	<input type="text"/>	
Email Address	<input type="text"/>	
Password	<input type="password"/>	
Confirm Password	<input type="password"/>	

The password must contain a minimum of 8 characters, including at least 1 upper case letter and 1 non-alphanumeric character such as *, -, or #

STEP 6

Click on Constituent and enter Maine Community College System

Confirm Password	<input type="password"/>	
Constituent	<input type="text"/>	
Timezone	<input type="text" value="Select Timezone"/>	
<input type="button" value="Create my new account"/>		
<input type="button" value="Cancel"/>		

The password must contain a minimum of 8 characters, including at least 1 upper case letter and 1 non-alphanumeric character such as *, -, or #

STEP 7


Select your timezone

⚠ The password must contain a minimum of 8 characters, including at least 1 upper case letter and 1 non-alphanumeric character such as *, -, or #

Constituent:

Timezone:

[Having trouble creating your account?](#)



STEP 8

Click on submit button

or #


Constituent:

Timezone:

⚠

[Having trouble creating your account?](#)

There are required fields in this form marked **⚠**.



STEP 9

If you have difficulties creating your Anthology Academy account please e-mail Julia Clukey, jclukey@deer-brook.com